

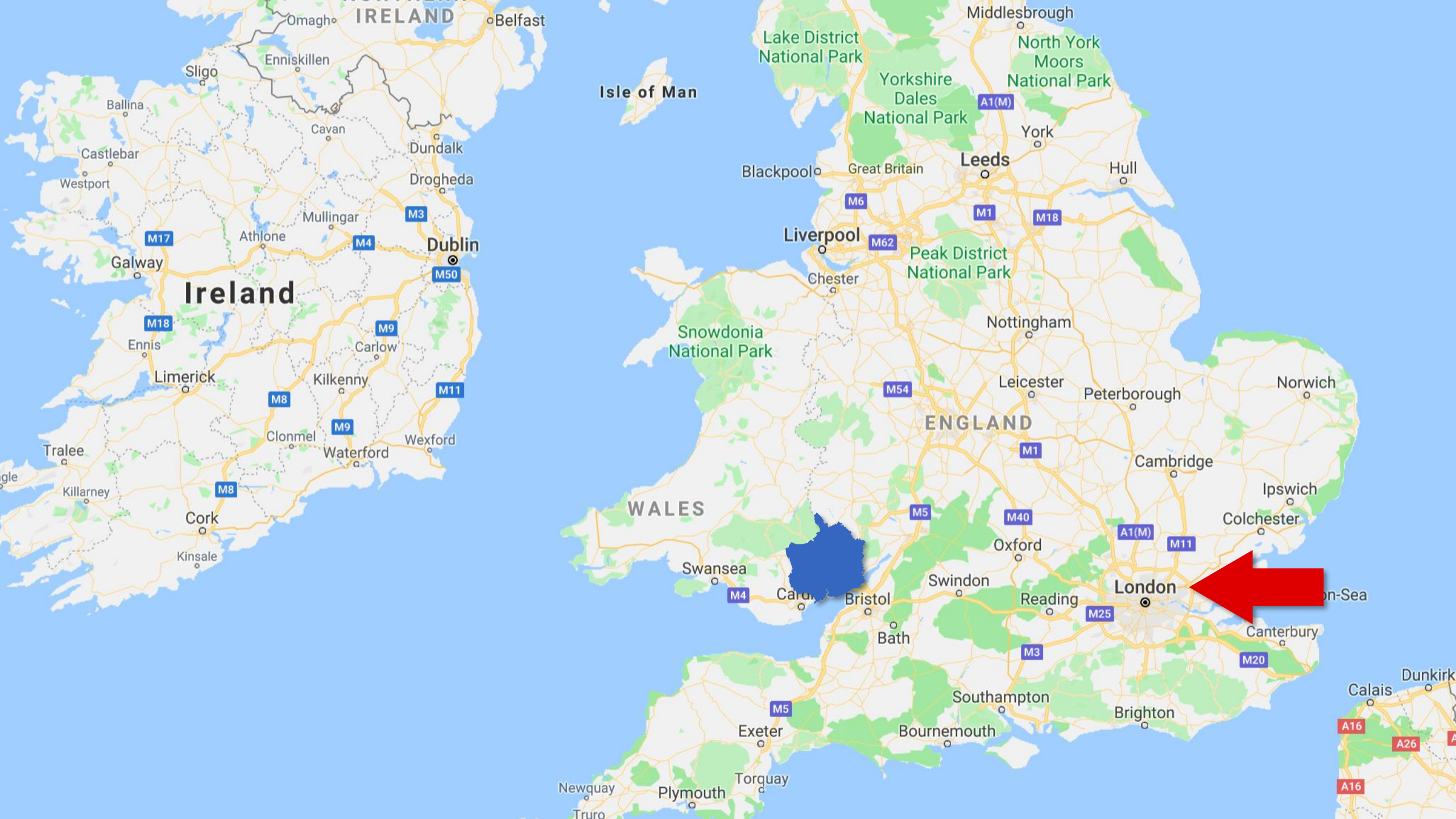


Bwrdd Iechyd Prifysgol
Aneurin Bevan
University Health Board

A Monte Carlo Simulation Model for Evaluating the Effectiveness of Interventions along the 'Diabetes' Pathway

Anita Lynam¹, Doris A. Behrens^{2,3,4}, Enzo M. Battista-Dowds, Daniel Gartner^{2,4} & Paul Harper²

¹ University of Exeter, ² Cardiff University, ³ Danube University Krems, ⁴ Aneurin Bevan University Health Board





Almost 40,000

people have been diagnosed
with diabetes in ABUHB

160,000

people are at increased risk of
acquiring type II diabetes

IET - user inputs

Please enter your data into the cells, then click on Run.
(Takes approx 3 minutes to run)

Run



Patient information

Sex	<input type="text" value="F"/>
Age	<input type="text" value="48"/> years
Starting weight	<input type="text" value="121.03"/> kg
Height	<input type="text" value="1.66"/> m
Ethnicity	<input type="text" value="Other"/>
Current smoker	<input type="text" value="N"/>
HbA1c	<input type="text" value="6.42"/> %
SBP	<input type="text" value="137"/> mmHg
Total cholesterol	<input type="text" value="5.65"/> mmol/l
HDL cholesterol	<input type="text" value="1.11"/> mmol/l
Atrial fibrillation detected	<input type="text" value="N"/>
Pre-existing type II diabetes	<input type="text" value="N"/>



Restore default HBA1c

Restore default SBP

Restore default Total Cholesterol

Restore default HDL Cholesterol

$t = 0$



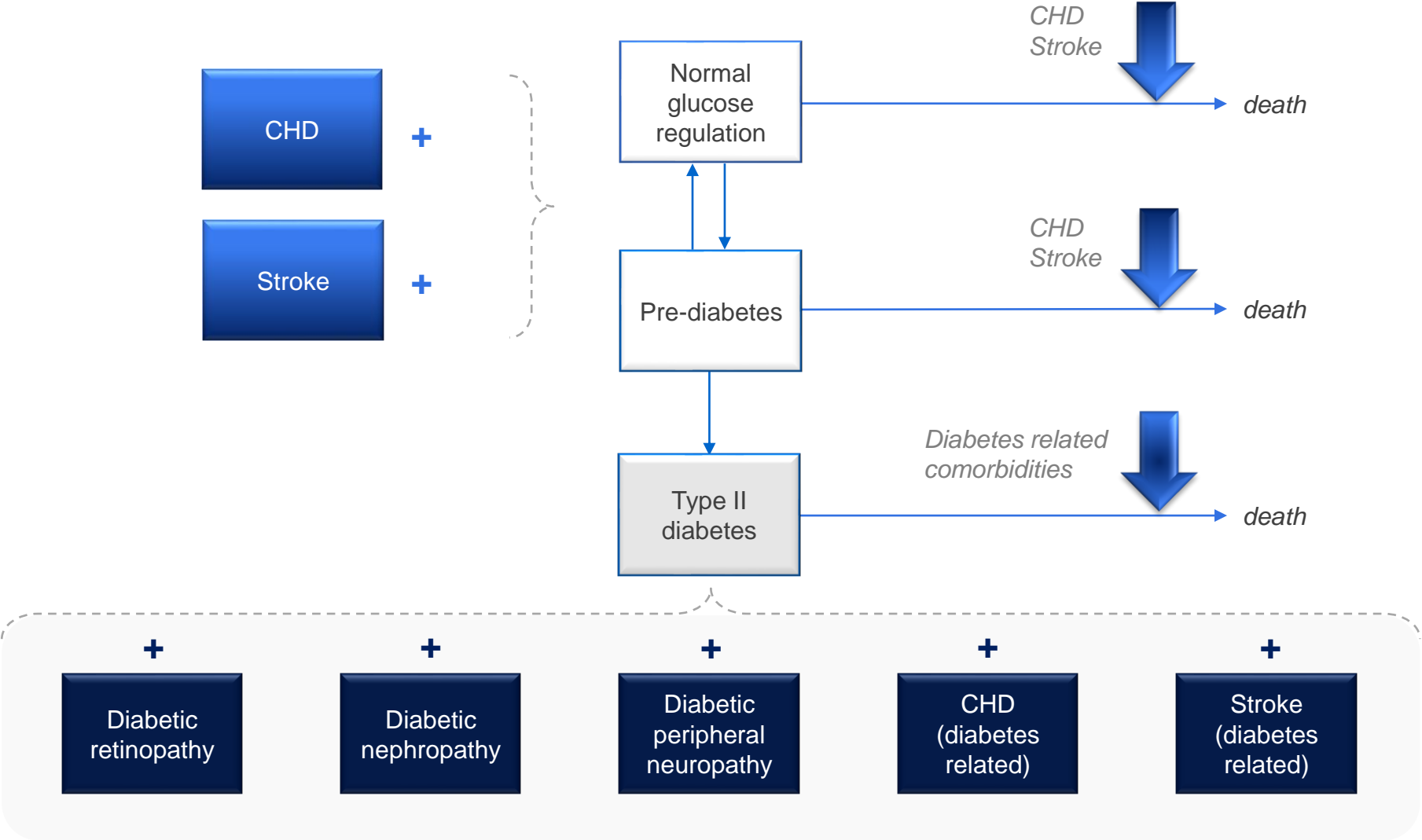
Age
Sex
Health state:
BMI
...

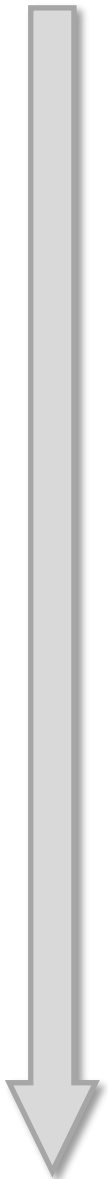
Normal
glucose
regulation

Pre-diabetes

Type II
diabetes

Model of diabetes progression

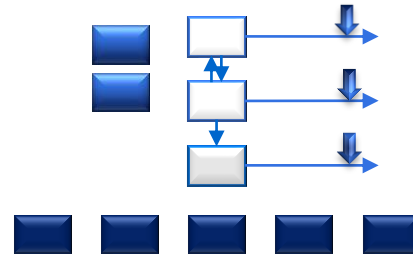




$t = 0$

Age
Sex
Health state:
BMI

...



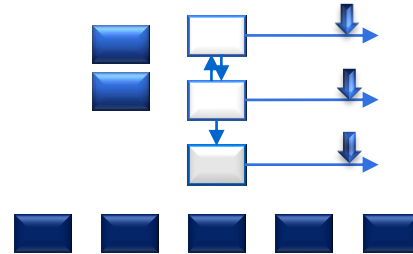
draw random numbers

$t = 1$

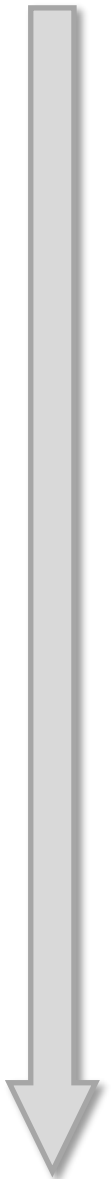


New Age = Age +1
Sex
New health state:
BMI

...

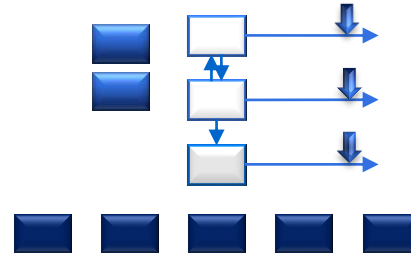


draw random numbers



$t = 0$

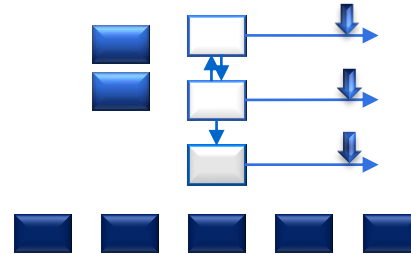
Age
Sex
Health state:
BMI
...



draw random numbers

$t = 1$

New Age = Age +1
Sex
New health state:
BMI
...

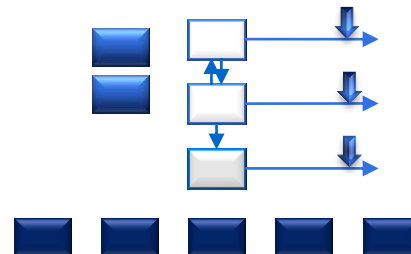


draw random numbers

$t = 2$



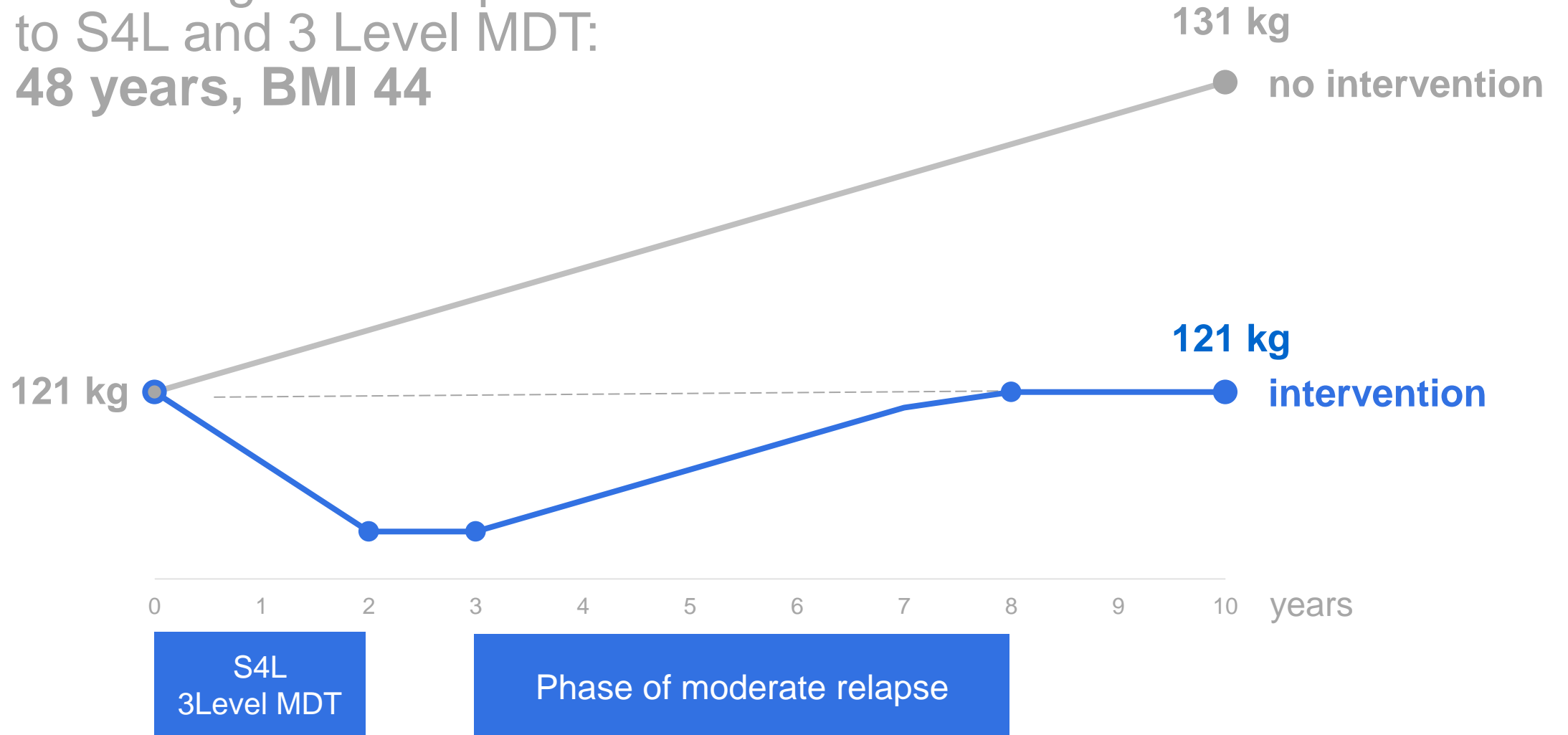
New Age = Age +2
Sex
New health state:
BMI
...



draw random numbers

Assumed weight progression


for average female patient enrolled to S4L and 3 Level MDT:
48 years, BMI 44



After 10 years

our average patient (female, now: **58 years, BMI 44**)
has already experienced

**10 kg less than without intervention
= a loss of body mass of**



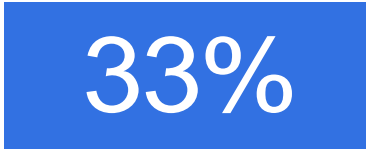
8%

**a reduction in the
risk of acquiring diabetes type II by**



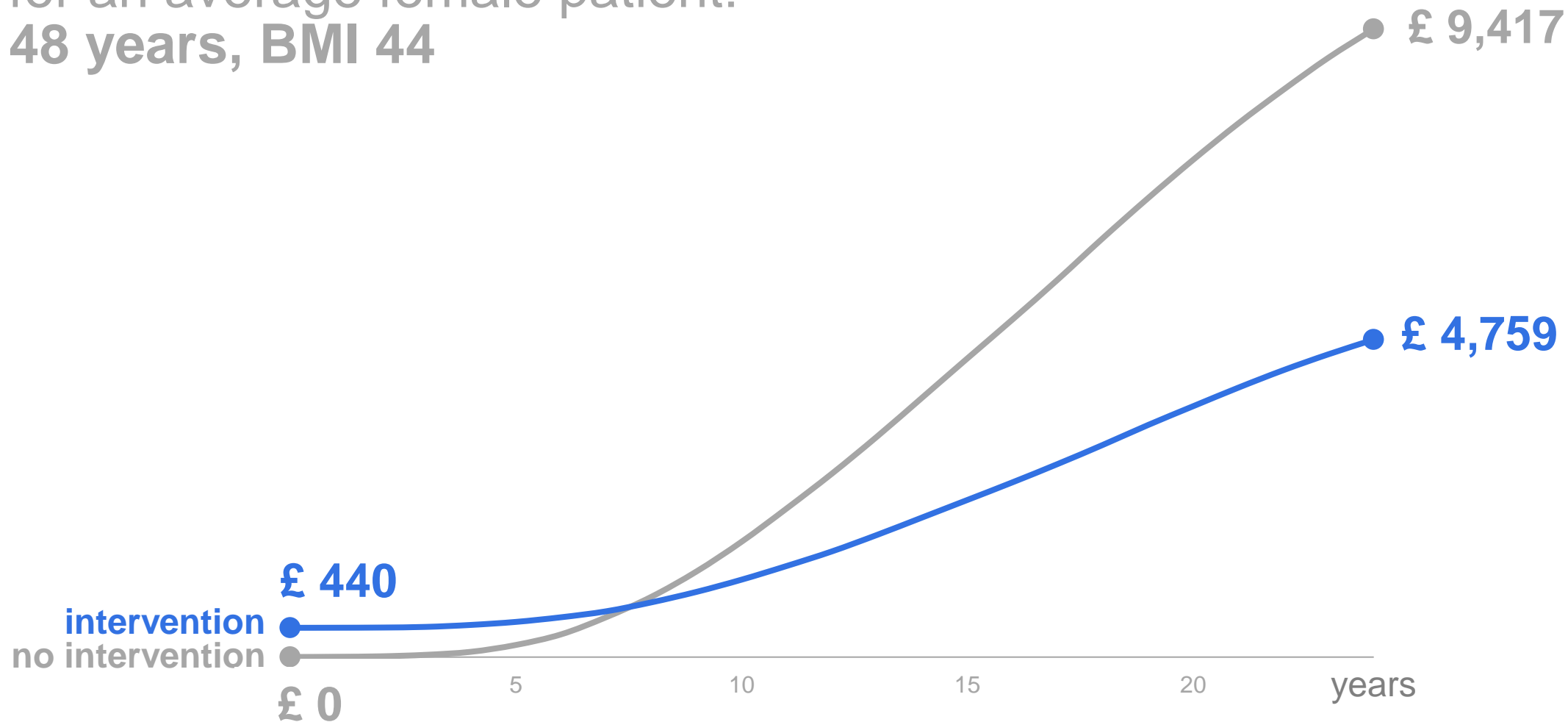
59%

**a raise in the
probability of surviving year 10 by**



33%

Cost progression for an average female patient: 48 years, BMI 44



Intervention costs are recouped

in 5-12 years

for AWMS patients at

high risk of type II diabetes

while long-term healthcare cost savings for diabetes patients are not significant.

Thank you!